

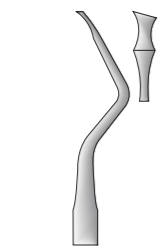
28
2



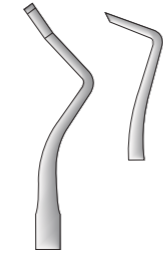
Ochsenbein fig. 1
2800.A0.01



Ochsenbein fig. 2
2800.A0.02



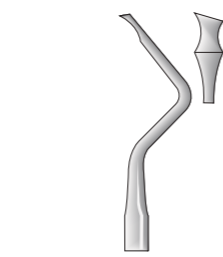
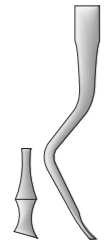
Ochsenbein fig. 4
2800.##.04



Ochsenbein fig. 3
2800.##.03



Ochsenbein fig. 4/M
2800.##.04M



Rhodes Back-action fig. 36/37
2803.##.36/37



Kirkland fig. 1
2804.##.01



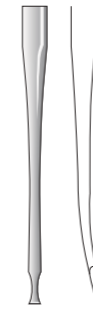
Kirkland fig. 13K
2804.##.02




Fedi fig. 3
2805.##.03



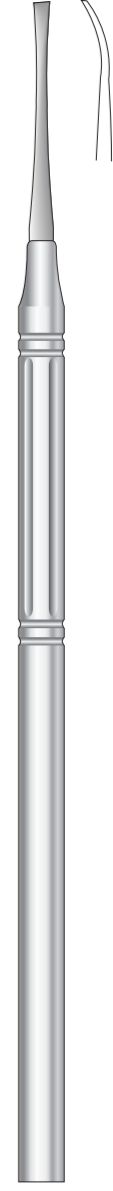
Fedi fig. 1
2805.##.01




Fedi fig. 2
2805.##.02



TG Chisel fig. 1
2810.DT06.01



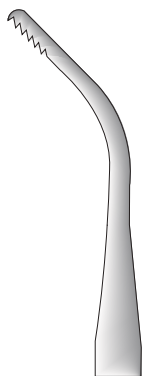
TG Chisel fig. 2
2810.DT06.02

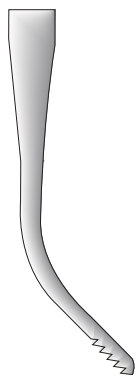


TG Chisel fig. 1/2
2810.##.01/02

28
3



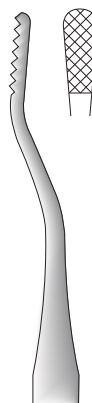

Wahl fig. 1
 2860.##.01

Wahl fig. 2
 2860.##.02

Wahl fig. 3
 2860.##.12

Scalpellini e lime per osso

Strumenti usati in operazioni chirurgiche ed implantologia, servono per incidere, levigare e sezionare l'osso, usati per raggiungere la parte più interna e morbida del dente.

Bone chisels and files

Instruments used during surgical operations and when installing implants. Ideal for cutting, smoothing and sectioning the bone, these instruments are used to reach the soft inner part of teeth.


Miller-Colburn fig. 21
 2865.##.21
