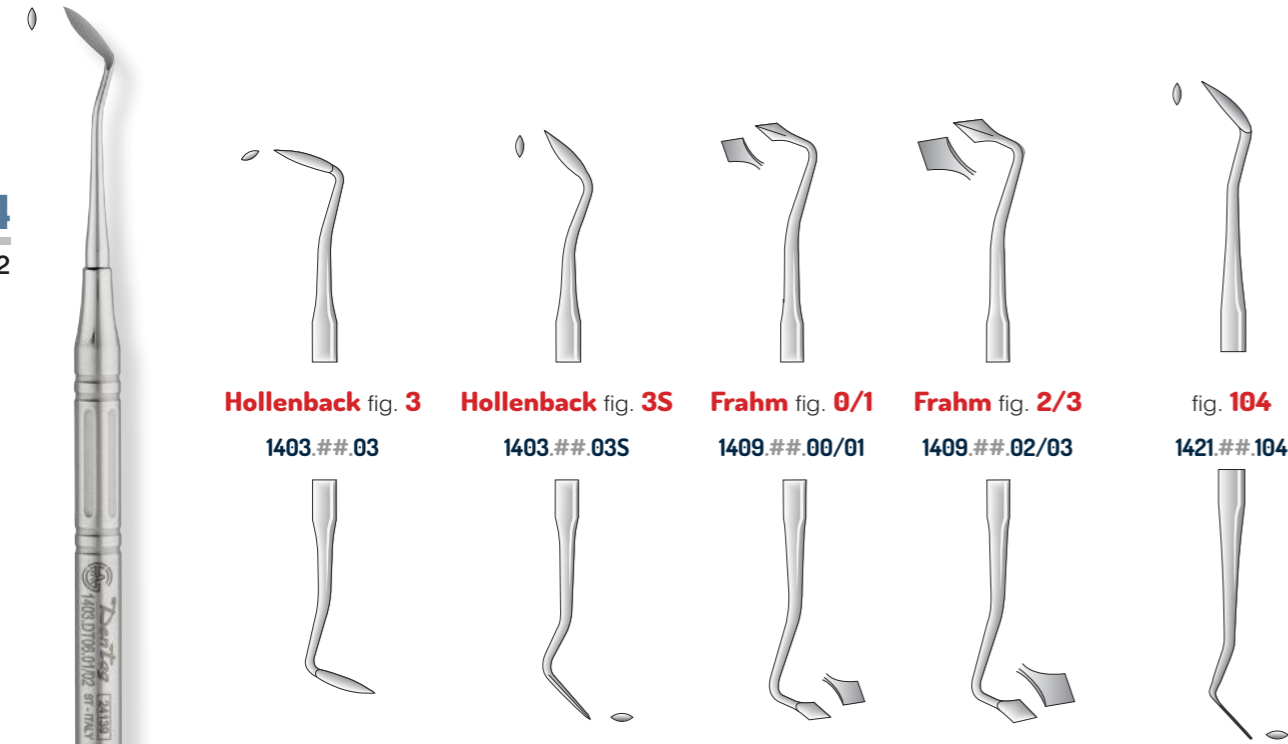
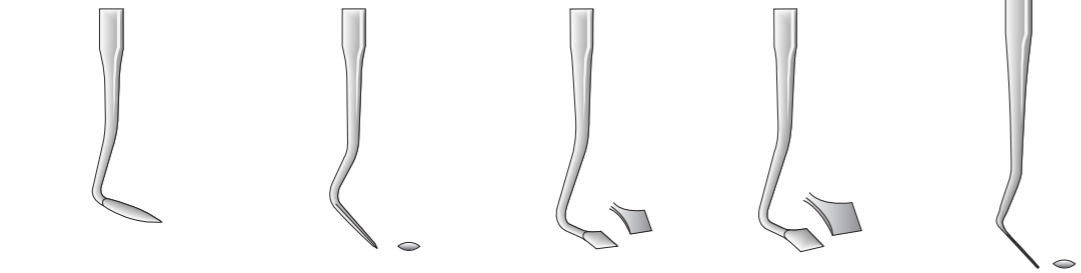


14  
2

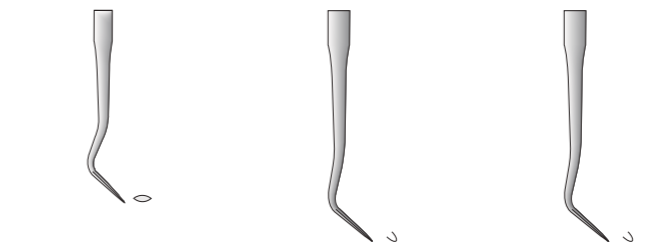


**Hollenback fig. 3** 1403.##.03  
**Hollenback fig. 3S** 1403.##.03S  
**Frahm fig. 0/1** 1409.##.00/01  
**Frahm fig. 2/3** 1409.##.02/03  
**fig. 104** 1421.##.104



14  
3

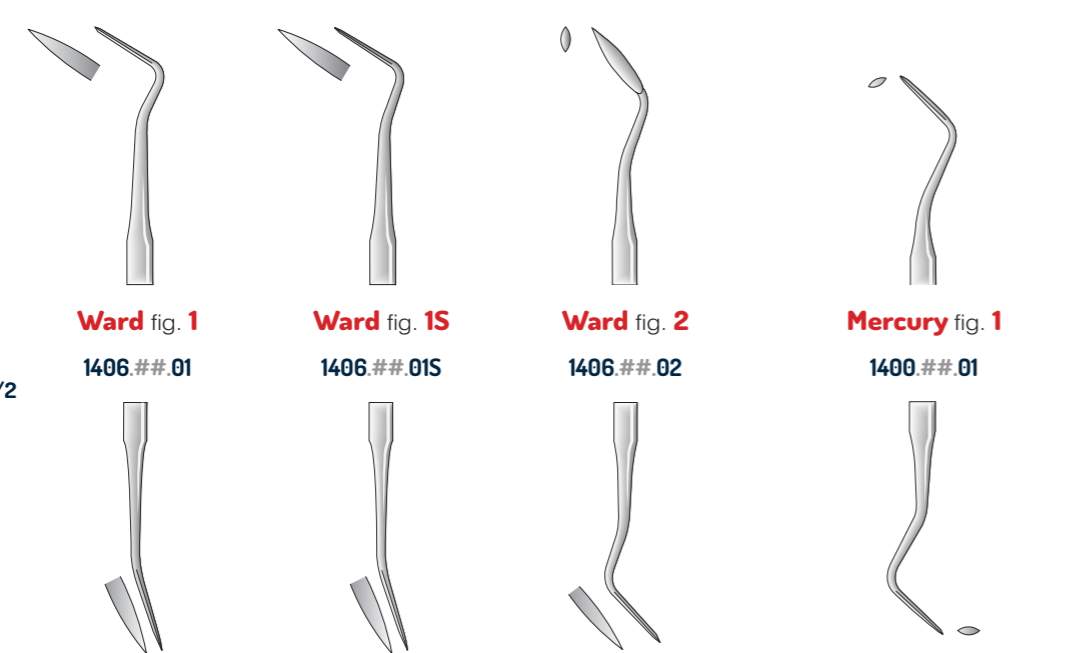
**Nystrom fig. 1** 1407.##.01  
**Nystrom fig. 2** 1407.##.02  
**Nystrom fig. 3** 1407.##.03



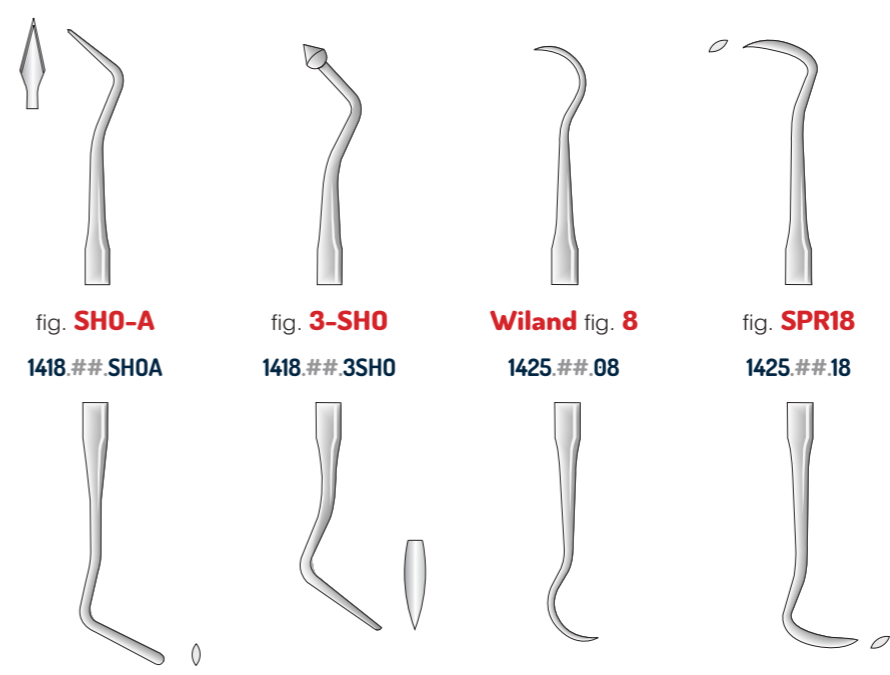
**Rifinitori per amalgama**  
Strumenti con punta tagliente utili per rifinire e sagomare l'amalgama prima del suo completo indurimento. Le forme delle punte si differenziano per adattarsi meglio alla superficie del dente: i rifinitori Hollenback e Interproximal sono adatti a modellare una superficie interprossimale; i rifinitori Cleoidi/Discoidi e Frahm si adattano alle superfici occlusali

**Amalgam carvers**  
Sharp instruments used to contour and trim amalgam before it completely hardens. Tips have different shapes to best adapt to the surface of teeth: Hollenback and Interproximal carvers are useful for carving interproximal surfaces; Cleoid/Discooids and Frahm carvers for occlusal surfaces.

**Hollenback fig. 1/2**  
1403.##.01/02



**Ward fig. 1** 1406.##.01  
**Ward fig. 1S** 1406.##.01S  
**Ward fig. 2** 1406.##.02  
**Mercury fig. 1** 1400.##.01



**fig. SHO-A** 1418.##.SH0A  
**fig. 3-SHO** 1418.##.3SH0  
**Wiland fig. 8** 1425.##.08  
**fig. SPR18** 1425.##.18

**USC fig. 2**  
1412.##.USC2



14  
4

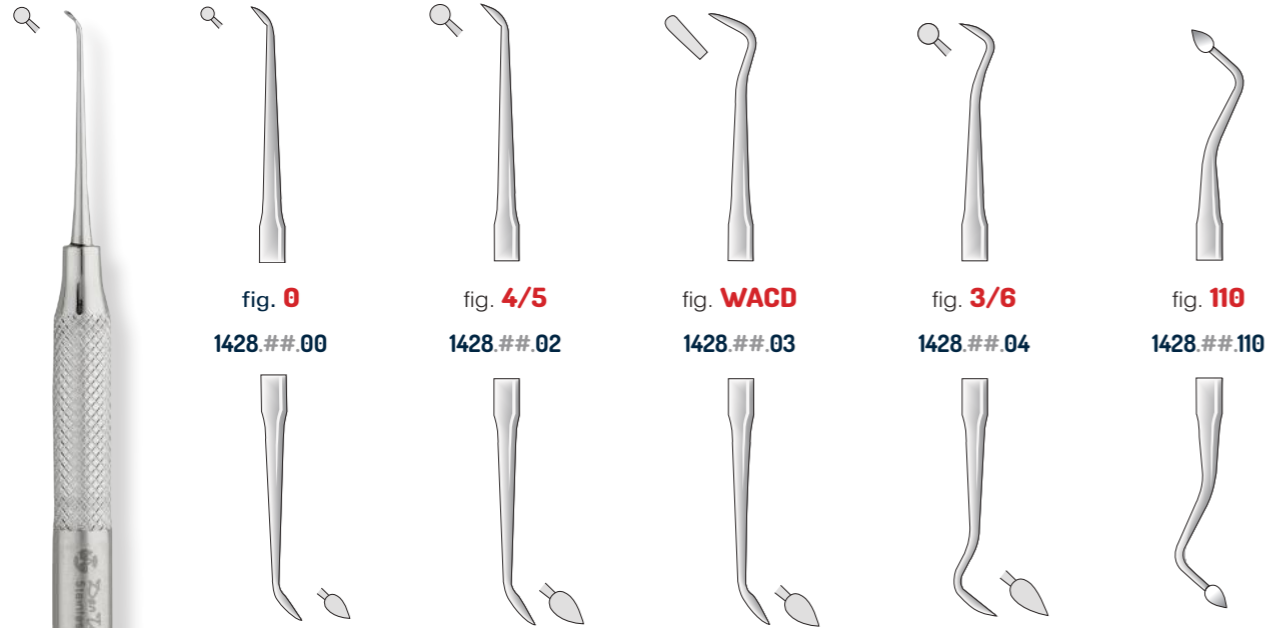


fig. **0** 1428.##.00    fig. **4/5** 1428.##.02    fig. **WACD** 1428.##.03    fig. **3/6** 1428.##.04    fig. **110** 1428.##.110

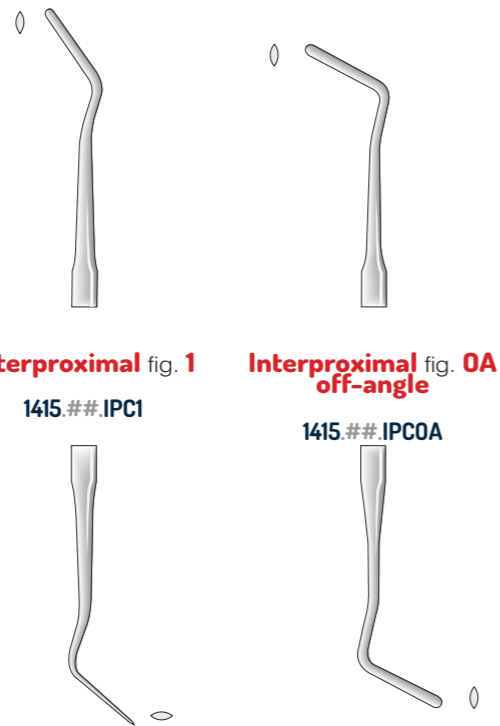
**Cleoidi - Discoidi**

Strumenti utilizzati principalmente per la modellazione dell'anatomia oclusale nei restauri con amalgama. Possono anche essere usati per tagliare o lisciare bordi incrostanti.

**Cleoid - Discoid**

Instruments used principally for carving occlusal anatomy in unset amalgam restorations. It also may be used to trim or burnish inlay-onlay margins.

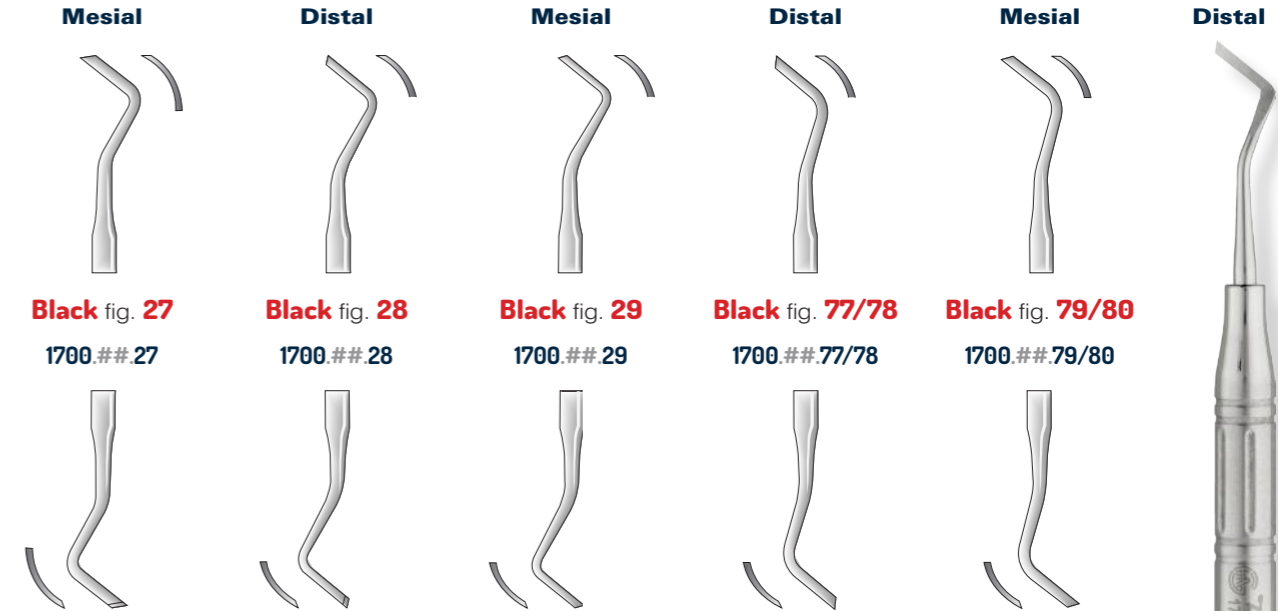
fig. **89/92**  
1428.##.01



**Interproximal** fig. **1** 1415.##.IPC1    **Interproximal** fig. **0A** off-angle 1415.##.IPC0A



17  
5



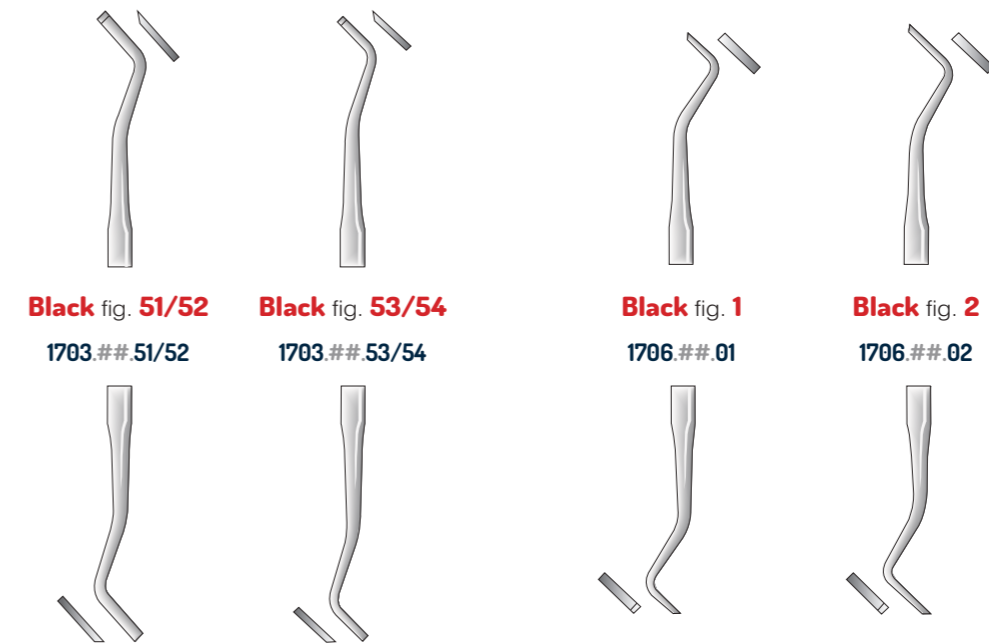
Mesial Distal Mesial Distal Mesial Distal  
**Black** fig. **27** 1700.##.27    **Black** fig. **28** 1700.##.28    **Black** fig. **29** 1700.##.29    **Black** fig. **77/78** 1700.##.77/78    **Black** fig. **79/80** 1700.##.79/80

**Rifinitori per bordi gengivali**

I rifinitori per bordi gengivali sono strumenti da taglio a forma di accetta aventi le estremità di lavoro con curvature e smussi opposti. Sono utilizzati per tagliare, lisciare, e modellare il piano gengivale di una preparazione della cavità. Convenzionalmente, le estremità di lavoro degli strumenti di numero pari (# 26 - # 28) sono progettate per l'uso su superfici distali, mentre i dispari (# 27 - # 29) sono utilizzati sulle superfici mesiali.

**Gingival Margin Trimmers**

The gingival margin trimmers are modified hatchets that have working ends with opposite curvatures and bevels. They are used to trim, smooth, and shape the gingival floor of a cavity preparation. Conventionally, the working ends of the even-numbered instruments (#26 - #28) are designed for use on the distal surfaces, and the odd numbered (#27 - #29) are used on the mesial surfaces.



**Black** fig. **51/52** 1703.##.51/52    **Black** fig. **53/54** 1703.##.53/54    **Black** fig. **1** 1706.##.01    **Black** fig. **2** 1706.##.02

**Black** fig. **26**  
1700.##.26



17  
6

### Strumenti taglia smalto


Strumenti per rimuovere i residui di smalto dopo la preparazione del moncone con la fresa.  
Si usano anche per levigare e rifinire la cavità del dente a 90°, in modo da poter inserire perfettamente la capsula impedendo successive penetrazioni di corpi estranei.

### Enamel instruments

Instruments used to remove enamel residues after the stump has been prepared with the milling tool.  
They are also used to smooth and sharpen dental cavities to a 90° angle, in order to apply a tight crown that keeps foreign bodies from penetrating.

**Wedelstaedt**  
fig. 1/2

1709.##.01/02



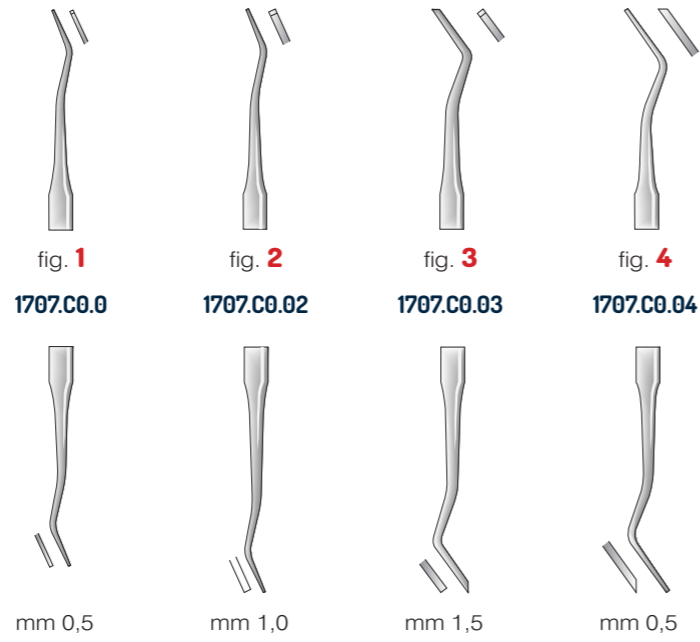
**Wedelstaedt**  
fig. 5/6

1709.##.05/06

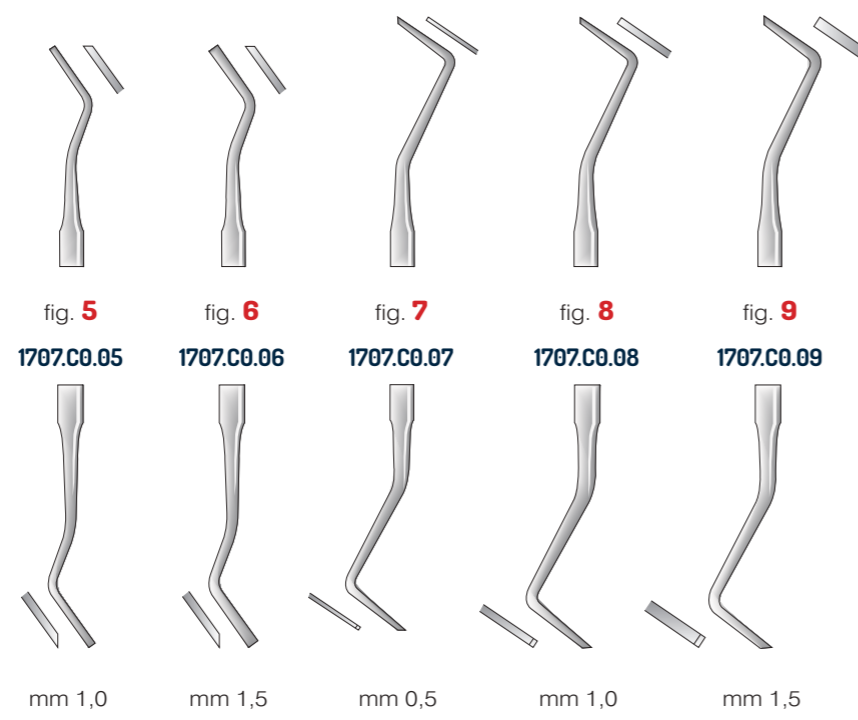


**Wedelstaedt**  
fig. 3/4

1709.##.03/04



### Dr. Bertagnolli



26  
7

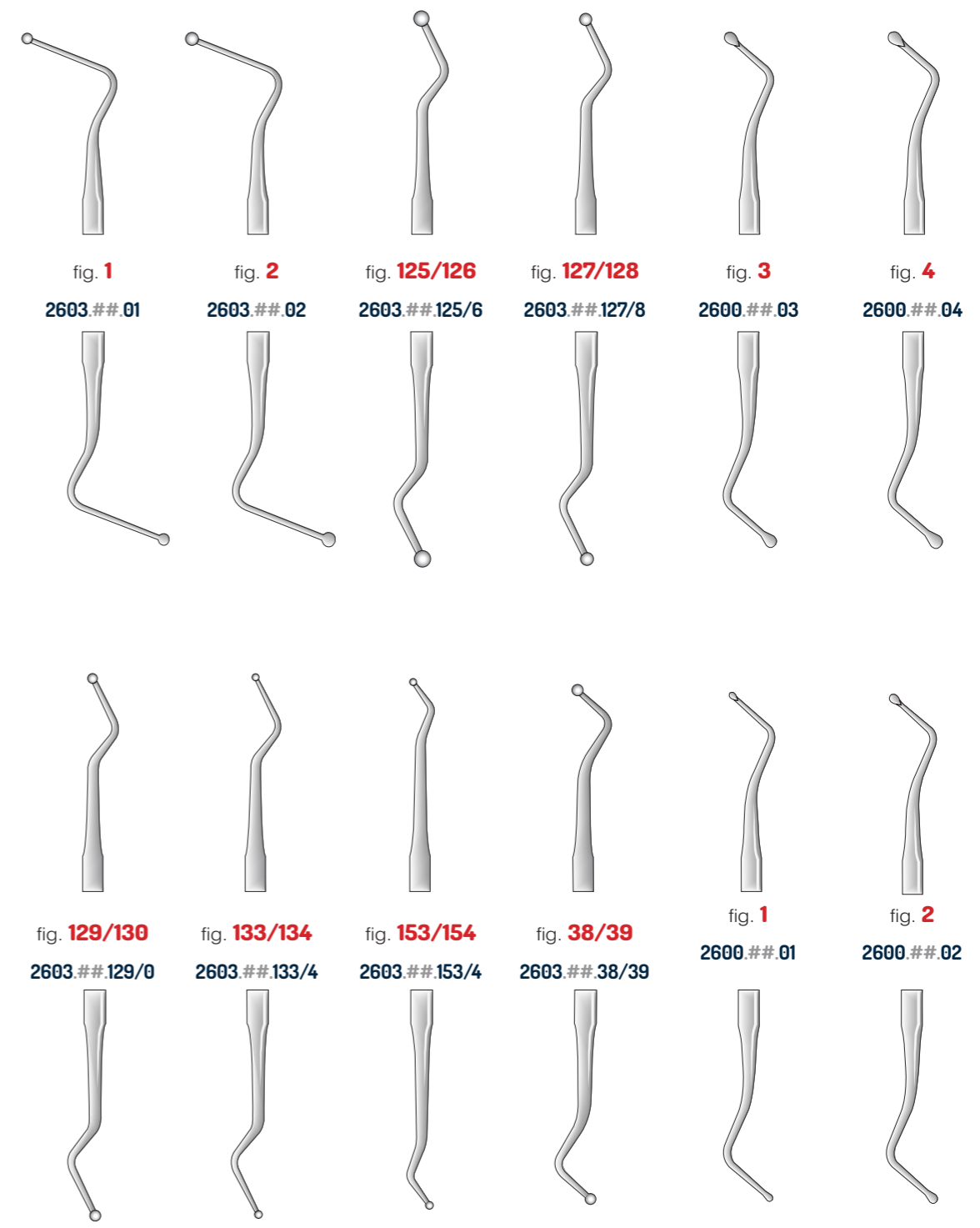




fig. **32L**  
2603.##.32L



fig. **31L**  
2603.##.31L



fig. **14**  
2604.##.14



fig. **17**  
2604.##.17



fig. **18**  
2604.##.18



fig. **19**  
2604.##.19



**Escavatori**

Strumenti a doppia punta per rimuovere carie anche di grosse dimensioni, presentano punte a forma di cucchiaio (affilate ai lati) o discoidi.

**Excavators**

Double – ended instruments to remove large decays. Tips are spoon or disk – shaped with sharp cutting edges.



fig. **33L**  
2603.##.33L

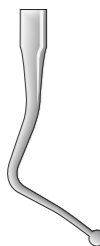


fig. **6**  
2603.##.06



fig. **17W**  
2606.##.17W



Oval spoon



fig. **18W**  
2606.##.18W



Oval spoon



fig. **19W**  
2606.##.19W



Oval spoon



fig. **63/64**  
2609.##.63/64



fig. **65/66**  
2609.##.65/66



fig. **NYU E1**  
2618.##.E1



fig. **NYU E2**  
2618.##.E2



fig. **NYU E3**  
2618.##.E3



fig. **210/211**  
2615.##.210/1



Darby Perry




fig. **212/213**  
2615.##.212/3



Darby Perry



fig. **216/217**  
2615.##.216/7



Darby Perry



fig. **220/221**  
2615.##.220/1



Darby Perry



Darby Perry

fig. **218/219**  
2615.##.218/9





